

# Cables

MODEL	DESCRIPTION	TYPE	TERMINATIONS		LENGTH		USE WITH:
			FROM	TO	m	ft	
236-ILC-3	Safety Interlock	Shielded twisted pair	3-pin round	3-pin round	3	10	236, 237, 238, 8007, 8008
237-ALG-2	Low Noise Input	Triax	3-slot male triax	Alligator clips (3)	2	6.6	236, 237, 238, 6220, 6221, 6487, 6514, 6517A
248-MHV	High Voltage	Coax	SHV female	MHV male	3	10	248
248-SHV	High Voltage	Coax	SHV female	SHV female	3	10	248, CS-970
2000-MTC-2	Cable Assembly	Shielded twisted pair	DB44 female	Unterminated	2	6.6	2000-20
2000-MTCD-2	Cable Assembly	Shielded multiple conductors	DB44 female	DB50 male	2	6.6	2000-SCAN-20
2107-4	Input Cable	Shielded twisted pair	LEMO	Copper spade lugs (4)	1.2	4	2182A
2107-30	Input Cable	Shielded twisted pair	LEMO	Copper spade lugs (4)	9.1	30	2182A
4801	Low Noise Input	Coax	Male BNC	Male BNC	1.2	4	6485, 7158
4802-10	Low Noise Input	Coax	Male BNC	Unterminated	3	10	6485, 7158
4803	Low Noise Cable Kit	Coax	Male BNC (10)	Female BNC (5)	15.2	50	6485, 7158
6011	Input Leads	Triax	2-slot triax	Alligator clips (3)	1.5	5	263
6011-10	Input Leads	Triax	2-slot triax	Alligator clips (3)	3	10	263
6517-ILC-3	4-pin Interlock Cable	Shielded	4-pin DIN	4-pin DIN	1	3.3	6517A, 8009
7009-5	Shielded RS-232	Shielded	Male DB-9	Female DB-9	1.5	5	All RS-232 capable instruments
7011-MTC-1	Mass Terminated Assembly	Twisted pair (45)	96-pin female	96-pin female	1	3.3	7011-C, 7012-C, 7013-C, 7015-C, 7018-C, 7021, 7037
7011-MTC-2	Mass Terminated Assembly	Twisted pair (45)	96-pin female	96-pin female	2	6.6	7011-C, 7012-C, 7013-C, 7015-C, 7018-C, 7021, 7037
7019C-MTC-1	Kelvin Extender Cable	Shielded twisted pair	Card connector	DUT cables (6)	2	6.6	7019-C
7019C-MTCL-2	Kelvin Instrument Cable	Shielded twisted pair	Card connector	Shielded banana plug cables (6)	2	6.6	7019-C, Series 2400
7020-MTC-2	Mass Terminated Assembly	Twisted pair (45)	96-pin female	96-pin female	2	6.6	7020
7024-3	Low Noise	Triax	2-slot triax	2-slot triax	0.9	3	263
7024-10	Low Noise	Triax	2-slot triax	2-slot triax	3	10	263
7025-10	Low Noise Input	Triax	2-slot triax	Unterminated	3	10	263
7035-MTC-2	Mass Terminated Assembly	Twisted pair (45)	96-pin female	96-pin female	2	6.6	7035
7036-MTC-2	Mass Terminated Assembly	Twisted pair (45)	96-pin female	96-pin female	2	6.6	7036
7051*	BNC Interconnect	Coax	BNC	BNC			776, 2015, 2016, 3321, 3322, 7062, 7063
7075-MTC	Mass Terminated Assembly	Round ribbon	25-pin D connector	25-pin D connector	3	10	7075 bank/column
7076-CMTC	Mass Terminated Assembly	Shielded	25-pin D connector	25-pin D connector	3	10	7075 bank
7076-RMTC	Mass Terminated Assembly	Shielded	25-pin D connector	25-pin D connector	3	10	7075 row
7078-CSHP	8-Cable Set (includes 4 BNC-to-triax adapters)	Triax (4) Coax (4)	3-slot triax (4) BNC (4)	3-slot triax (4) BNC (4)	3 3	10 10	7072 to HP-4145
7078-DIN	707 Master/Slave	Twisted pair (9)	8-pin DIN	8-pin DIN	1.8	6	707A
7078-MTC-5	Mass Terminated Assembly	Twisted pair (12)	38-pin connector	38-pin connector	1.5	5	7071, 7071-4, 7074-D
7078-MTC-20	Mass Terminated Assembly	Twisted pair (12)	38-pin connector	38-pin connector	6.1	20	7071, 7071-4, 7074-D
7078-TRX-1	Low Noise	Triax	3-slot triax	3-slot triax	0.3	1	236, 237, 238, 6487, 6514, 6517A, 7072
7078-TRX-3	Low Noise	Triax	3-slot triax	3-slot triax	0.9	3	236, 237, 238, 6487, 6514, 6517A, 7072
7078-TRX-5	Low Noise	Triax	3-slot triax	3-slot triax	1.5	5	236, 237, 238, 6487, 6514, 6517A, 7072
7078-TRX-10	Low Noise	Triax	3-slot triax	3-slot triax	3	10	236, 237, 238, 6487, 6514, 6517A, 7072
7078-TRX-12	Low Noise	Triax	3-slot triax	3-slot triax	4	12	236, 237, 238, 6487, 6514, 6517A, 7072
7078-TRX-20	Low Noise	Triax	3-slot triax	3-slot triax	6.1	20	236, 237, 238, 6487, 6514, 6517A, 7072
7078-TRX-61N	Low Noise	Triax	3-slot male triax	3-slot triax	0.15	0.5	6430
7152-MTC-2	Low Noise Matrix Expansion	Triax (5)	6-pin M-series coax	6-pin M-series coax	0.6	2	7152
7152-MTC-10	Low Noise Matrix Expansion	Triax (5)	6-pin M-series coax	6-pin M-series coax	3	10	7152
7152-TRX-10	Low Noise M-Series to Triax	Triax (5)	M-series connector	3-slot triax (5)	3	10	7152, 8006
7153-TRX	Low Noise M-Series to Triax	Triax (5)	M-series connector	3-slot triax (5)	2	6	7153
7156-MTC-10	Mass Terminated Assembly	Ribbon	37-pin connector	37-pin connector	3	10	7156-D, 7156-M
7169-MTC-3	Mass Terminated Assembly	Twisted pair	20-pin connector	20-pin connector	3	10	7169A
7173-50-CSEP	4-Cable Set	Coax	SMB female	BNC male	0.6	2	7173-50
7705-MTC-2	Mass Terminated Assembly	Twisted pair (25)	DSUB male	DSUB female	2	6.6	7703, 7705, 7707, 7709
7711-BNC-SMA	5 SMA to BNC Cables	Coax	SMA Male	BNC Female	0.15	0.5	7711
7754-3	BNC	Coax	BNC	Alligator clips	0.9	3	776
8007-GND-3	Safety Ground Wire	Single wire	Crimp lug	Crimp lug	3	10	8007
8007-MTC-3	Mass Terminated Assembly	Triax	M-series connector	3-slot triax (12)	3	10	8007, 7072
8542-301	LIV Cable	Multiple conductor	DB9 female	Multiple terminations: Triax (2500) 2 dual bananas (24XX) GND wire	1.8	6	2500, 24XX, System 25, 8542, 8544, 8544-TEC
8607	1kV Test Cables	Single wire (2)	Safety banana	Safety banana	1	3.3	2410, 6487, 6517A
CA-18-1	Shielded	Coax	Dual banana plug	Dual banana plug	1.2	4	Binding post inputs
CA-126-1	Digital I/O	Shielded	DB25 male	DB25 female	1.5	5	213
CA-321-1	Temperature Control Cable	Multiple conductor	DB15 female	8-position Phoenix (CS-846 equivalent)	1.8	6	2510, 8542, 8544
CA-322-1	Dual Temperature Control Cable	Multiple conductor	DB15 female	Y cable to two 8-position Phoenix (CS-846)	1.8	6	2510, 8542, 8544, 8544-TEC
S46-SMA-0.5	SMA Cable	Coax	SMA Male	SMA Male	0.15	0.5	7711, 7712, S46
S46-SMA-1	SMA Cable	Coax	SMA Male	SMA Male	0.30	1.0	7711, 7712, S46
SC-9	Low Noise	Coax	Unterminated	Unterminated			Sold by the foot 4803
SC-22	Low Noise	Triax	Unterminated	Unterminated			Sold by the foot CS-631
SC-93	Low Thermal	Shielded	Unterminated	Unterminated			Sold by the foot 1801, 2182-KIT
SC-182	Low Inductance	Coax	Unterminated	Unterminated			Sold by the foot 2302, 2303, 2303-PJ, 2304A, 2306, 2306-PJ
SC-200	General Purpose	Shielded twisted pair	Unterminated	Unterminated			Sold by the inch 2601, 2602

Cables

ACCESSORIES

1.888.KEITHLEY (U.S. only)

www.keithley.com

KEITHLEY


A GREATER MEASURE OF CONFIDENCE

# Cables



**Model 236-ILC-3 Safety Interlock Cable:** Designed to connect the lid interlock circuit of the Models 8007 and 8008 test fixtures to the interlock circuit of the Models 236, 237, and 238 SMUs and 486 and 487 Picoammeters.

**For use with: 236, 237, 238, 8007, 8008**



**Model 237-ALG-2:** 2m (6.6 ft) of low noise triax cable (SC-22) terminated with a 3-slot male triax connector on one end and 3 alligator clips on the other.

**For use with: 236, 237, 238, 6220, 6221, 6487, 6514, 6517A**



**Model 248-MHV:** 3m (10 ft) of RG-8A/U coax cable terminated with a SHV female connector on one end and a MHV male connector on the other. Maximum operating voltage (rms) is 5,000V.

**For use with: 248**




**Model 248-SHV:** 3m (10 ft) of RG-8A/U coax cable terminated with a SHV female connector on both ends. Maximum operating voltage (rms) is 5,000V.

**For use with: 248 and CS-970**



**Model 2000-MTC-2 Cable Assembly:** 2-meter cable with a 44-pin connector on one end that is designed to mate with the 2000-20 scanner card. The other end is unterminated for direct connection to measurement fixtures or devices.

**For use with: 2000-20**



**Model 2000-MTCD-2 Cable Assembly:** 2-meter cable with a 44-pin connector on one end that is designed to mate with the 2000-SCAN-20 scanner card. The other end is equipped with a 50-pin D subminiature connector, designed to mate with 50-pin female D connectors.

**For use with: 2000-SCAN-20**



**Model 2107-\* Low-Thermal Input Cables with Spade Lugs:** An input cable for the Model 2182A Nanovoltmeter. Terminated with a LEMO connector on one end and four copper spade lugs on the other.

**2107-4** 1.2m (4 ft) length  
**2107-30** 9.1m (30 ft) length

**For use with: 2182A**



**Model 4801 Input Cable:** Low noise coax cable, 1.2m (48 in) in length, with male BNC connectors on each end.

**For use with: 6485, 7158**



**Model 4802-10:** 3m (10 ft) of low noise coax cable with male BNC connector at one end and unterminated at the other.

**For use with: 6485, 7158**

**1.888.KEITHLEY** (U.S. only)

[www.keithley.com](http://www.keithley.com)

**KEITHLEY**


A GREATER MEASURE OF CONFIDENCE

# Cables



**Model 4803 Low Noise Cable Kit:** Includes 15m (50 ft) of low noise coax cable, 10 male BNC connectors, and 5 female BNC chassis-mount connectors.

**For use with:** 6485, 7158



**Model 6011 2-Slot Triax Cable:** 1.5m (5 ft) of triax cable (SC-22) terminated with a 2-slot triax plug on one end and three alligator clips on the other. Also available in 3m (10 ft) length (Model 6011-10).

**For use with:** 263



**Model 6517-ILC-3 Interlock Cable:** Designed to connect the Interlock of the 6517A with the 8009 test fixture. Configuring the 6517A with the 8009 test fixture results in all the electrode constants already being programmed into the unit.

**For use with:** 6517A Electrometer, 8009



**Model 7009-5 Shielded RS-232 Cable:** 1.5m (5 ft) RS-232 cable with a male DB-9 connector at one end and a female DB-9 connector on the other end. Wired as a straight through, not as a null modem cable.

**For use with:** All RS-232 capable instruments




**Model 7011-MTC-1:** 1m (3.3 ft) mass terminated cable assembly for connection to 7011-C and other switching cards. The cable has 45 pairs with outer shield. The cable is terminated at each end with 96-pin female DIN connectors with strain relief. Also available in 2m (6.6 ft) length (Model 7011-MTC-2).

**For use with:** 7011-C, 7012-C, 7013-C, 7015-C, 7018-C, 7021, 7022, 7037



**Model 7019C-MTC-1 Kelvin Extender Cable:** 2m (6.6 ft) extension cable set for the Model 7019-C 6-Wire Ohms Matrix Card. Provides cabling to the DUT and is used for matrix expansion.

**For use with:** 7019-C



**Model 7019C-MTCI-2 6-Wire Kelvin Extender and Instrument Cable:** Used with Model 7019-C 6-Wire Ohms Matrix Card and a SourceMeter® instrument. The SourceMeter cables are 0.6m (2 ft) long and the DUT cables are 2m (6.6 ft) long. The cable set is used in a basic system to test a resistor network.

**For use with:** 7019-C, Series 2400 SourceMeter Instruments



**Model 7020-MTC-2:** 2m (6.6 ft) mass terminated cable assembly for connection to 7020. The cable has 45 pairs with outer shield. The cable is terminated at each end with 96-pin female DIN connectors with strain relief.

**For use with:** 7020



**Model 7024-\* 2-Slot Triax Cable:** 0.9m (3 ft) low noise triax cable (SC-22) with 2-slot male triax connectors on each end.

7024-3 0.9m (3 ft)  
7024-10 3m (10 ft)

**For use with:** 263

1.888.KEITHLEY (U.S. only)

[www.keithley.com](http://www.keithley.com)

KEITHLEY

A GREATER MEASURE OF CONFIDENCE

# Cables



2 Slot Triax

**Model 7025-10 2-Slot Triax Cable:** 3m (10 ft) low noise triax input cable (SC-22) terminated on one end with 2-slot male triax connector.

**For use with: 263, 7058**




**Model 7035-MTC-2:** 2m (6.6 ft) mass terminated cable assembly for connection to 7035. The cable has 45 pairs with outer shield. The cable is terminated at each end with 96-pin female DIN connectors with strain relief.

**For use with: 7035**



**Model 7036-MTC-2:** 2m (6.6 ft) mass terminated cable assembly for connection to 7036. The cable has 45 pairs with outer shield. The cable is terminated at each end with 96-pin female DIN connectors with strain relief.

**For use with: 7036**




**Model 7051-\***: General purpose BNC to BNC cable (G-58C).

7051-2 0.6m (2 ft)

7051-5 1.5 (5 ft)


7051-10 3m (10 ft)

**For use with: 776, 2015, 2016, 3321, 3322, 7062, 7063, 7711, some instrument external trigger I/O lines**



**Model 7075-MTC:** 3m (10 ft) cable assembly with mass terminated connector on each end. For use as row or column connections on the 7076, and for bank or column connections on the 7075. The number of cable assemblies required depends on how the 7075 or 7076 is configured.


**For use with: 7075 Bank/Column**



**Model 7076-CMTC:** High isolation 3m (10 ft) cable assembly with mass terminated connector on each end. For bank connections on the 7075 or column connections on the 7076. A separate

guard shields each HI signal path. The number of cables required depends on how the 7075 or 7076 is configured.

**For use with: 7075 Bank**



**Model 7076-RMTC:** High isolation 3m (10 ft) cable assembly with mass terminated connector on each end. For use as row connections on the 7075 and 7076. A separate guard shields each HI signal path. The number of cable assemblies required depends on how the 7075 or 7076 is configured.

**For use with: 7075 Row**



**Model 7078-CSHP** is a set of eight 3m (10 ft) cables and four BNC-to-triax adapters for connecting between the Model 7072 8x12 Semiconductor Matrix Card and an HP-4145 Semiconductor Parameter Analyzer. Four 3-slot triax cables connect to Source/Measure Unit outputs. Four BNC-to-BNC coax cables adapt the measurement and source modules in the HP-4145 to the connectors of 7072.

**For use with: 7072 to HP-4145**

1.888.KEITHLEY (U.S. only)

[www.keithley.com](http://www.keithley.com)

KEITHLEY


A GREATER MEASURE OF CONFIDENCE

# Cables




**Model 7078-DIN:** This 1.8m (6 ft) cable accessory connects between Model 707A mainframes when operated as one unit in Master/Slave mode. One cable is required for each mainframe.

**For use with: 707A**



**Model 7078-MTC-5:** 1.5m (5 ft) mass terminated cable for connection to column inputs (7071 and 7071-4). Also used for matrix expansion (7071, 7071-4, or 7074). The cable has 12 sets of shielded twisted pair wires for isolation of critical circuits and noise rejection in the system. The cable is terminated at each end in a 38-pin connector block with strain relief. **Model 7078-MTC-20** can be used as is or cut in half to make two 10 ft cables.

**For use with: 7071, 7071-4, 7074-D**



**Model 7078-TRX-\* 3-Slot Triax Cables:** Low noise triax cables terminated at both ends in 3-slot triax connectors.

- 7078-TRX-1** 0.3m (1 ft)
- 7078-TRX-3** 0.9m (3 ft)
- 7078-TRX-5** 1.5m (5 ft)
- 7078-TRX-10** 3.0m (10 ft)
- 7078-TRX-12** 3.5m (12 ft)
- 7078-TRX-20** 6.0m (20 ft)

**For use with: 236, 237, 238, 6487, 6514, 6517A, 7072**



**Model 7078-TRX-6IN 3-Slot Triax Cable:** 0.15m (6 inch), 3-slot, low-noise, guarded triax cable that minimizes leakage current and input capacitance when used with the Model 6430 Remote PreAmp (lower noise than 1 foot or longer versions).


**For use with: 6430**



**Model 7152-MTC-\***: Five low noise triax cables terminated in 6-position M-series coax connector blocks. Provides quick connection between 7152 matrix cards and is compatible with Model 7152-MTR connector. Also available in 3m (10 ft) length for connection between the matrix and the device under test.


- 7152-MTC-2** 0.6m (2 ft)
- 7152-MTC-10** 3.0m (10 ft)

**For use with: 7152**




**Model 7152-TRX-10:** Set of five 3m (10 ft) low noise triax cables terminated at one end in a single M-series connector block and at the other end in 3-slot triax connectors. This cable is most useful for direct connection to electrometers and Source/Measure Units.

**For use with: 7152, 8006**



**Model 7153-TRX:** 2m (6.6 ft) low noise cable assembly with M-series connector at one end for row or column connections to the 7153, and five 3-slot male triax connectors at the other end. Two 7153-TRX cable assemblies are required to make all connections to the 7153 card.

**For use with: 7153**



**Model 7156-MTC-10:** 3m (10 ft) 37-conductor cable assembly terminated at both ends with a 37-pin connector block. This cable is compatible with 7156 scanner cards.

**For use with: 7156-D, 7156-M**


**1.888.KEITHLEY (U.S. only)**

**www.keithley.com**

**KEITHLEY**

A GREATER MEASURE OF CONFIDENCE

# Cables



**Model 7169-MTC-3:** 3m (10 ft) twisted pair cable assembly terminated at both ends in a 20-pin connector block. This cable is compatible with the Model 7169A 20-Channel Form C Switching Card and 7169-MTR bulkhead mount mating connector.

**For use with: 7169A**



**Model 7173-50-CSEP:** The 7173-50-CSEP cable set provides the capability to expand a switching configuration to include more than one 7173-50. Each set contains four 0.6m (25 in) cables. One cable is required to expand each row or column connection between adjacent cards. For example, using two 7173-50 cards to create a 4x24 matrix would require connecting the rows of two adjacent cards together. One 7173-50-CSEP set has enough cables to do this. Connecting the 12 columns together on two adjacent cards creates an 8x12 matrix. This would require three 7173-50-CSEP sets, 12 cables.

**For use with: 7173-50**



**Model 7705-MTC-2:** 2m (6.6 ft) 50-conductor male to female DSUB cable assembly.

**For use with: 7703, 7705, 7707, 7709, 7701**



**Model 7707-MTC-2:** 2m (6.6 ft) 25-conductor male to female D-sub cable assembly.

**For use with: 7701, 7707, 7709**




**Model 7711-BNC-SMA:** Male SMA to female BNC cables (5 each), 0.15m (0.5 ft) in length.

**For use with: 7711**



**Model 7712-SMA-1:** SMA cable, male to male, 1m (3.3 ft).

**For use with: 7711, 7712**



**Model 7754-3 BNC to Alligator Cable:** 0.9m (3 ft) terminated on one end with a BNC plug and on the other with two alligator clips.

**For use with: 776**



**Model 8007-GND-3:** Safety ground wire.

**For use with: 8007**


1.888.KEITHLEY (U.S. only)

[www.keithley.com](http://www.keithley.com)

KEITHLEY

A GREATER MEASURE OF CONFIDENCE

# Cables




**Model 8007-MTC-3:** Mass terminated cable assembly, 3m (10 ft).

**For use with:** 8007, 7072



**Model 8542-301:** 1.8m (6 ft) LIV test system cable.


**For use with:** Series 2400, 2500, System 25, 8542, 8544, 8544-TEC



Item shipped may vary from model pictured here.

**Model 8607 1kV Source Banana Cable Set:** The 8607 cable set is made up of one red and one black high voltage test lead with fixed safety banana plug ends. The leads are 1 meter (3.3 ft) long and have a voltage rating of 1500V DC.

**For use with:** 2410, 6487, 6517A



Item shipped may vary from model pictured here.


**CA-18-1:** 1.2m (4 ft) shielded cable terminated with a dual banana plug on each end. For use with binding post inputs or dual banana jacks.

**For use with:** Binding post inputs




**CA-126-1 Digital I/O Cable:** 1.5m (5 ft) of cable, from DB25 male to DB25 female.

**For use with:** 213 Quad Voltage Source



**CA-321-1:** Temperature control cable.

**For use with:** 2510, 8542, 8544



**CA-322-1:** Dual temperature control cable.

**For use with:** 2510, 8542, 8544, 8544-TEC



**S46-SMA-0.5:** SMA cable, male to male, 0.15m (0.5 ft).

**For use with:** 7711, 7712, System 46



**S46-SMA-1:** SMA cable, male to male, 0.3m (1 ft).

**For use with:** 7711, 7712, System 46

**1.888.KEITHLEY** (U.S. only)

**www.keithley.com**

**KEITHLEY**

A GREATER MEASURE OF CONFIDENCE

# Cables



**SC-9:** Low noise coax cable without connectors (sold by the foot).

**For use with: 4803**




**SC-22:** Low noise triax cable without connectors (sold by the foot).

**For use with: CS-631**



**SC-93:** Low thermal, 2-conductor shielded cable, #22AWG solid copper (sold by the foot).

**For use with: 1801, 2182-KIT**



**SC-182:** Low inductance (42nH/ft) coaxial cable for minimizing test lead impedance in circuits using fast transient response power supplies. The cable is sold by the foot and comes without connectors.

**For use with: 2302, 2303, 2303-PJ, 2304A, 2306, 2306-PJ, 2306-VS**



**SC-200:** Shielded twisted pair cable (sold by the inch). Recommended for general-purpose use with Series 2600 System SourceMeter instruments.

**For use with: 2601, 2602**