

# Test Leads and Probes

## TEST LEADS AND PROBES SELECTOR GUIDE


Model	Name	Use With:
1600A	High Voltage Probe	DMMs
1651	50-Ampere Shunt	DMMs
1681	Clip-On Test Lead Set	DMMs
1751	Safety Test Leads	All DMMs, Series 2400
1752	Premium Safety Test Lead Kit	All DMMs, Series 2400
1754	Safety Universal Test Lead Kit	All DMMs, Series 2400
2187-4	Low Thermal Test Lead Kit	2182A, 622x Current Sources
2600-BAN	Banana Test Leads/Adapter Cable	2601, 2602, 2611, 2612, 2601A, 2602A, 2611A, 2612A
3706-BAN	Banana Test Leads/Adapter Cable	Series 3700 Mainframes
3706-TLK	Test Lead Kit	Series 3700 Mainframes
5804	General-Purpose, 4-Terminal Test Lead Set	Series 2400, 2750, DMMs
5805	Kelvin Probes, 0.9m (3 ft)	Series 2400, 2750, DMMs
5805-12	Kelvin Probes, 3.6m (12 ft)	Series 2400, 2750, DMMs
5806	Kelvin Clip Lead Set, 0.9m (3 ft)	Series 2400, 2750, DMMs
5807-7	Helical Spring Point Test Leads, 2.1m (7 ft)	Series 2400, 2750, DMMs
5808	Single-pin Kelvin Probe	Series 2000, 2700, 2701, 2750, Series 2400
5809	Kelvin Clip Lead Set	Series 2000, 2700, 2701, 2750, Series 2400
6517-RH	Humidity Probe with Extension Cable	6517A, 6517B
6517-TP	Thermocouple Bead Probe	6517A, 6517B
7401	Thermocouple Wire Kit, 30m (100 ft), Type K	2001-TCSCAN, 2100, 3720, 3721, 3724, 7057A, 7700, 7706, 7708
8605	High Performance Modular Test Leads	All DMMs, 2100, Series 2400
8606	High Performance Modular Probe Kit	All DMMs, Series 2400, Series 2600, Series 2600A, Series 3700
8681	Low Cost RTD	2001, 2002, 2010 DMMs (with 8680)
CA-109A	Test Lead Set for Output Connections	2000-SCAN, 2001-SCAN, 2001-TCSCAN



Item shipped may vary from model pictured here.

**Model 1681 Clip-On Test Lead Set:** Two 1.2m (48 in) leads terminated with banana plugs and spring action clip-on probes.


**For use with: DMMs**



Item shipped may vary from model pictured here.

**Model 1751 Safety Test Leads:** 91.4cm (36 in) test lead set supplied with each Model 175A and 197A. Finger guards and shrouded banana plugs help minimize the chance of making contact with live circuitry.


**For use with: All DMMs, Series 2400 SourceMeter® Instruments**



Item shipped may vary from model pictured here.

**Model 1600A High Voltage Probe**  
 MAXIMUM INPUT: 40kV DC or peak AC to 300Hz.  
 INPUT RESISTANCE: 1000MΩ.  
 DIVISION RATIO: 1000:1 (into 10MΩ).

**For use with: DMMs**



**Model 1651 50 Ampere Shunt:** External 0.001Ω ± 1%, 4-terminal shunt; extends current measuring capability of Keithley DMMs to 50A.

**CABLE LENGTH:** 1.4m (56 in).


**For use with: DMMs**

# Test Leads and Probes



**Model 1752 Premium Safety Test Lead Kit:** Includes two banana leads with safety shrouds on both ends, two fully insulated alligator clips, two fully insulated needle probes, and two spring-action clip-on probes with safety blocks, in a carrying case.

**For use with: All DMMs, Series 2400 SourceMeter Instruments**



**Model 1754 Universal Test Lead Kit:** 10-piece test lead kit with interchangeable plug-in accessories. Kit includes: 1 set of test leads, 91.4cm (36 in), 1 red and black; 2 spade lugs, 2 standard banana plugs, 2 hooks, and 2 miniature alligator clips with boots.

**For use with: All DMMs, Series 2400 SourceMeter Instruments**



**Model 2187-4 Low Thermal Test Lead Kit:** Includes an input cable with banana terminations, banana extensions, sprung-hook clips, alligator clips, needle probes, and spade lugs to connect the Model 2182A to virtually any DUT. The kit is also used to connect the Model 2182A directly to the Model 622X guard to improve response time for pulsed measurements or to reduce errors when measuring high impedance devices.

**For use with: 2182A, 6220, 6221, 6220/2182A, 6221/2182A**



**Model 2600-BAN:** 1m (3.3 ft) banana test leads/adapter cable for a single Series 2600A SourceMeter channel (two needed for use with Model 2602A). Provides safety banana connections to Hi, Sense Hi, Lo, Sense Lo, and guard.

**For use with: 2601, 2602, 2611, 2612, 2601A, 2602A, 2611A, 2612A**



**Model 3706-BAN:** 1.4m (4.6 ft) banana test leads/adapter cable for Model 3706 mainframe with high performance multimeter option. Provides direct connection to high performance multimeter utilizing rear panel backplane connector. Safety banana connections to HI, LO, Sense HI, Sense LO, and AMP.

**For use with: Series 3700 mainframes**



**Model 3706-TLK Test Lead Kit:** Includes 3706-BAN banana test leads/adapter cable and plug-in test lead accessories. Test lead accessories include: 4 spring hook probes, 2 needle test probes, 4 safety plug adapters, and carrying case.

**For use with: Series 3700**


# Test Leads and Probes



Item shipped may vary from model pictured here.

**Model 5804 Test Lead Set:** Designed to be used with Keithley instruments that measure 4-terminal resistance. Contains: 2 test leads, 0.9m (36 in), red and black; 2 test clips, red and black; 2 plunger clip adapters, red and black; 2 alligator clips with boots (accept standard test probe tip); 2 alligator clips with boots (barrels accept standard banana plugs).

**For use with: Series 2400 SourceMeter Instruments, 2750, DMMs**



**Model 5805 Kelvin Probes:** 2 spring-loaded test probes, red and black, 0.9m (36 in) with banana plug termination. Designed to be used with Keithley instruments that measure 4-terminal resistance and in-circuit current. 1/8-in spacing between pin tips. A package of 8 replacement contacts (P/N CS-551) is available.


**Model 5805-12:** Similar to 5805 but 3.6m (12 ft) in length.

**For use with: Series 2400 SourceMeter Instruments, 2750, DMMs**



**Model 5806 Kelvin Clip Lead Set:** 2 clip test leads, red and black, 0.9m (36 in) with banana plug termination. Designed to be used with Keithley instruments that measure 4-terminal resistance. Maximum jaw opening 1/2 in. A package of 8 replacement elastic bands (P/N 5806-306B) is available.

**For use with: Series 2400 SourceMeter Instruments, 2750, DMMs**



**Model 5807-7 Helical Spring Point Test Leads:**

Two excellent Kelvin test probes for Keithley instruments that measure 4-terminal resistance. The probes have pointed tips that rotate when pressure is exerted on the handle. Good contact is assured, and the handle can be held at any angle to the measurement surface. The lead wires terminate in banana plugs. **Lead wire length: 2m (7 ft).**

**For use with: Series 2400 SourceMeter Instruments, 2750, DMMs**



**Model 5808 Low Cost, Single Pin, Kelvin Probes:** Two 1.17m (46 in) long, single fixed pin probes with source and sense leads per probe and color coded standard safety banana plugs. Designed for applications requiring Kelvin resistance measurements with the convenience of a single point of circuit contact. The Kelvin connection at the base of each probe pin results in very low resistance errors, eliminating all wire and probe body resistance. For the highest precision sensing applications, use the Model 5805, 5806, or 5809 for complete control over sensing point placement.

**For use with: Series 2000, 2100, 2700, 2701, 2750, Series 2400**



**Model 5809 Low Cost, Kelvin Clip Lead Set:** Two 0.94m (37 in) long probes with alligator style clips, each with opposing blade source and sense connections to color coded standard safety banana plugs. Designed for applications requiring Kelvin connection to wires, axial leaded components, and other terminals able to be clipped onto. The miniature blade design accommodates narrow available width applications as well as general lighter duty applications. The maximum jaw opening is 9.14mm (0.36 in) and the blade width is 2.92mm (0.115 in).

**For use with: Series 2000, 2100, 2700, 2701, 2750, Series 2400**

1.888.KEITHLEY (U.S. only)

[www.keithley.com](http://www.keithley.com)

KEITHLEY

A GREATER MEASURE OF CONFIDENCE

# Test Leads and Probes



**Model 6517-RH Humidity Probe:** The 6517-RH comes with a 3m (10 ft) extension cable and is designed to be used with the 6517B Electrometer. The 6517-RH measures the relative humidity of the testing environment.

**OPERATING TEMPERATURE RANGE:**  $-10^{\circ}\text{C}$  to  $+60^{\circ}\text{C}$

**OPERATING HUMIDITY RANGE:** 0 to 100% RH

**MEASURING RANGE:** 10 to 90% RH

**TEMPERATURE DEPENDENCE:**  $<\pm 2\%$  from  $-10^{\circ}\text{C}$  to  $+60^{\circ}\text{C}$

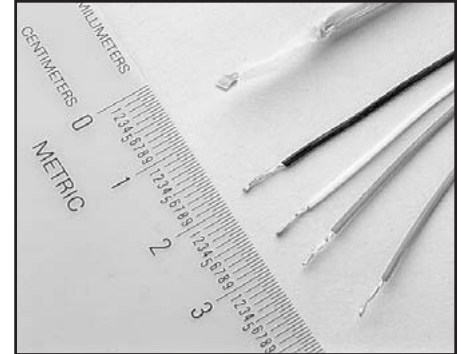
**For use with: 6517A and 6517B Electrometers**



**Model 8605 High Performance Modular Test Leads:** Highest quality lead with silicone insulation, and removable test probes. Rated to 1500V. UL listed.

**LENGTH:** 1m (3.3 ft).

**For use with: All DMMs, 2100, Series 2400 SourceMeter® Instruments**




**Model 8681 Low Cost RTD:** This inexpensive RTD has small size (0.09 in  $\times$  0.09 in) and fast thermal response time. 100 $\Omega$ , 0.385%/ $^{\circ}\text{C}$  element. Meets or exceeds DIN 43760-1980-A, IEC 751:1983-A, BS1904: 1984-A, and JIS C1604-1981-0.2. Can be used with Model 8680 RTD Input Probe Adapter. Measures from  $-200^{\circ}$  to  $+600^{\circ}\text{C}$ .

**LENGTH:** 0.9m (3 ft).


**ACCURACY:**  $\pm(0.15^{\circ}\text{C} + 0.002 \times |t|)^{\circ}\text{C}$ , where  $|t|$  is absolute value of temperature in  $^{\circ}\text{C}$ .

**For use with: 2001, 2002, 2010 DMMs (with 8680), 7700, 7702, 7706, 7708**



**Model 6517-TP Thermocouple Bead Probe:** Designed to be used with the 6517B Electrometer, the 6517-TP measures the temperature of the testing environment. 6517-TP is 36 in. long and has a temperature calibration (range) of  $0^{\circ}\text{C}$  to  $1250^{\circ}\text{C}$ . Type K thermocouple.

**For use with: 6517A and 6517B Electrometers**



Item shipped may vary from model pictured here.

**Model 8606 High Performance Modular Probe Kit:** For use with Model 8605 High Performance Modular Test Leads. Contains 2 each spade lugs, alligator clips, and retractable hooks.

**For use with: All DMMs; Series 2400, Series 2600, and Series 2600A SourceMeter Instruments; Series 3700**



Item shipped may vary from model pictured here.

**Model CA-109A Test Lead Set:** For output connections (two red, two black).

**For use with: 2000-SCAN, 2001-SCAN, 2001-TCSCAN**



**Model 7401:** Type K thermocouple wire kit includes 30.5m (100 ft) of type K (chromel-alumel) thermocouple wire.

**For use with: 2001-TCSCAN, 2100, 3720, 3721, 3724, 7057A, 7700, 7706, 7708**

1.888.KEITHLEY (U.S. only)

[www.keithley.com](http://www.keithley.com)

KEITHLEY

A GREATER MEASURE OF CONFIDENCE