


i-Series InfraRed Camera (180 x 180 IR Resolution)

With on board Visual Camera, Picture-in-Picture Fusion, and Bright LED Lights

- 0.1°C @ 25°C Thermal Sensitivity
- Bright LED Lights
- Annotate Images with Voice
- Picture-in-Picture Fusion (Scalable)
- 3.5" Razor Sharp color LCD Display
- Lightweight (1.3lbs)
- Area Min/Max with Auto Hot/Cold Spot Marker
- Analysis/Reporting Software included



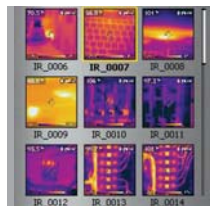
Picture-in-Picture (PIP) Fusion



Built-in Laser Pointer



Built-in Illuminator Lights




Thumbnail Image Gallery



FLIR i60 Features

- **High Resolution IR Images** — 32,400 pixels (180 x 180) Infrared resolution
- **Visible Light Digital Camera** — 2.3MP resolution with flash provides sharp images regardless of lighting conditions
- **Scalable Picture in Picture (PIP) Fusion** — Displays thermal image super-imposed over a digital image and is scalable to resize the thermal image
- **Bright LED Lights** — Allow the visual camera and fusion to be used in poorly lit environments
- **Wide Temperature Range** — From -4 to 662°F (-20 to 350°C) targeting electrical and industrial applications
- **± 2% Accuracy** — reliable temperature measurement
- **Thumbnail Image Gallery** — Allows quick search of stored images
- **Li-Ion Rechargeable Battery** — lasts >5hrs continuous use; replaceable
- **Copy to USB** — Easy upload of images from camera to USB memory stick
- **Laser LocatIR™ Pointer** — Pinpoints a reference spot with a laser
- **Laser Marker** — Marks the point on the IR displayed image as to where the Laser pointer is targeting
- **IR Window Correction** — Software settings allow you to account for transmission loss through IR windows
- **Area (Min/Max) Mode** — Shows the Minimum or the Maximum Temperature reading within the selected area
- **Auto Hot/Cold Spot Marker** — Marks the area that automatically finds the hottest or coldest spot within the box
- **Voice Comment Recording** — on images & can be integrated onto report
- **Wireless Communication** — Bluetooth® Transmitter with METERLiNK™
- **Includes** — Memory Card with adapter (stores >1000 Radiometric JPEG images), Li-Ion rechargeable battery, power supply, QuickReport software, USB cable, hand strap, camera lens cap, and hard case; Bluetooth® USB micro adapter (i60 only)


Applications



Electrical: Hot Fuses



Motor: Internal Winding Problem



Motor: Bearing Problem



Warranty extended to 2 years when the camera is registered



METERLiNK frees the Thermographer from the manual process of collecting field data



Infrared cameras quickly locate problems with electrical equipment



Collecting current measurements and associating them with the right component identified on an infrared image, can be a complicated and cumbersome process



Manual data collection results in unnecessary complexity and risk. METERLiNK eliminates this problem by allowing the thermographer to quickly take a current reading on an electrical target and associate those readings with the corresponding targets stored in an infrared image



Software Packages

QuickReport™ PC software enables users to Organize, Analyze and Create Reports with FLIR Cameras.

FLIR BuildIR Software package specifically designed to carry out advanced analysis of building structures. It is used to analyze images taken with an infrared camera, and create inspection reports based on these images.

FLIR Reporter Ver. 8.5 is a powerful software for creating compelling and professional, fully customized, easy-to-interpret reports in a standard MS Word Document. You can create a report by simply Dragging and Dropping your images on a desktop icon or using the Wizards to guide you step-by-step through the process. The saved document is a 'live' report with full access to the analysis tools and temperature measurement data. The reports can be multi-page and include all of your IR inspection data -infrared and visual images, temperature measurements, voice comments and text notes.

Panorama Function allows you to conveniently piece together normal sized images to create one large image for a wide angle view of the area being measured by using FLIR BuildIR or Reporter Software package



Scalable Picture-in-Picture Fusion

Allows for easier identification and interpretation of infrared images. This advanced technology enhances the value of an infrared image by allowing you to overlay it directly over the corresponding visible image. This functionality combines the benefits of both the infrared image and visual picture at the push of a button. The scalability feature permits you to resize the thermal image as needed on a large 3.5" color display.



Bright LED Lights

Exclusive, built-in illuminator lamps shed light on poorly lit sites. Low light areas like electrical cabinets, storage facilities, or night-time spots will create dark visual images that can hamper your ability to illustrate problems effectively. FLIR cameras ensure quality visual images regardless of job site lighting levels.

FLIR i60 Specifications

Features	
Temperature range	-4°F to 662°F (-20°C to 350°C)
Image Storage	>1000 radiometric JPEG images (SD card memory)
Imaging Performance / Image Presentation	
Frame Rate	9Hz
Field of view/min focus distance	25° x 25°/3.9" (0.1m)
Focus	Manual (Minimum focus distance 1.3ft/0.4m)
Thermal sensitivity (N.E.T.D)	<0.1°C at 25°C
Detector Type - Focal plane array (FPA) uncooled microbolometer	180 x 180 pixels
Spectral range	7.5 to 13µm
Display	Built-in 3.5" color LCD
Image modes	Thermal/Visual/Picture-in-Picture Fusion (Scalable)
Image annotation	Voice (60 sec)
Video Lamps	Bright LED lamps
Laser Classification/Type	Class 2/Semiconductor AlGaInP Diode Laser: 1mW/635nm (red)
Set-up controls	Mode selector, color palettes, configure info to be shown in image, local adaptation of units, language, date and time formats, and image gallery
Measurement modes	
	1 Spotmeter (Center spot), 1 Box area (full image with min/max), Auto hot/cold spot
Measurement correction	Reflected ambient temperature & emissivity correction
Battery Type/operating time	Li-Ion/ >5 hours, Display shows battery status
Charging system	In camera AC adapter/2 bay charging system
Shock	25G, IEC 68-2-29
Vibration	2G, IEC 68-2-6
Dimensions/Weight	9.3x3.2x6.9" (235x81x175mm)/<1.32lbs (600g), including battery
Warranty	2 years (Warranty extended to 2 years when the camera is registered)

Ordering Information

Part Number	
39903-1102	FLIR i60 Thermal Imaging InfraRed Camera (180x180)
ACCESSORIES	
1196398	Li-Ion Rechargeable Battery
1910399	AC Adapter Charger (110-240V, U.S. Plug)
1910490	Cigarette Lighter Adapter Kit, 12VDC (1.2m cable)
T197650	2-Bay Battery Charger including Power Supply (multi plugs)
1122000	Camera Pouch Case
T197613	BuildIR Software package
T197717	FLIR Reporter Ver. 8.5 Professional
CERTIFICATION TRAINING	
ITC LEVEL I	ITC Level I Certification Training per attendee

Tel: 1.877.744.FLIR | www.extech.com/iseries

Specifications and prices subject to change without notice. Rev. 03/09/10-R1
Copyright © 2010 Exttech Instruments Corporation (A FLIR Company). All rights reserved including the right of reproduction in whole or in part in any form.

