

T-Series InfraRed Camera (320 x 240 IR Resolution)

With on board Visual Camera, Fusion, Touch Screen LCD & Interchangeable Lens


- 0.05°C @ 30°C Thermal Sensitivity
- Bright Video Lamp
- Annotate Images with Voice, Text and Sketch
- Thermal Fusion & Picture-in-Picture
- 3.5" Touch-Screen LCD Display
- Convenient 120° rotating lens
- 4X Continuous Zoom
- Delta T - Differential Temperature
- Instant Report



Multifunction Touch Screen



Thermal Fusion



Differential Temperature




FLIR T360 Features

- **High Resolution IR Images** — 76,800 pixels (320 x 240) Infrared resolution
- **Visible Light Digital Camera** — 3.1MP resolution with flash provides sharp images regardless of lighting conditions
- **4X Continuous Zoom** — Zoom with auto/manual focus
- **Rotating Lens** — Rotating lens detents up to 120° for easy viewing angle
- **Scalable Thermal Fusion** — Blending of thermal and digital images in real-time
- **Scalable Picture in Picture (PIP) Fusion** — Displays thermal image super-imposed over a digital image
- **Video Lamp** — Allows the visual camera and fusion to be used in poorly lit environments
- **High Temperature Range** — measuring up to 1202°F (650°C) targeting electrical and industrial applications; Optional higher temperature up to 2192°F/1200°C available
- **± 2% Accuracy** — reliable temperature measurement
- **Thumbnail Image Gallery** — Allows quick search of stored images
- **Li-Ion Rechargeable Battery** — lasts >4hrs continuous use; replaceable
- **Copy to USB** — Easy upload of an Instant Report, an image, or a folder from the camera to a USB memory stick
- **Laser LocatIR™ Pointer** — Pinpoints a reference spot with a laser and aligns a marker to it on the image
- **IR Window Correction** — Menu settings allow you to account for transmission loss through IR windows
- **Voice Comment Recording** — on images & can be integrated onto report
- **Wireless Communication** — Bluetooth® Transmitter with METERLiNK™
- **Instant Report** — Create a Thermographic Inspection report directly in the camera
- **Temperature Screening** — Audible alarm sounds when temperature exceeds programmable set point
- **Includes** — SD Memory Card (stores >1000 Radiometric JPEG images), Li-Ion rechargeable battery with 100-260V AC adaptor/charger, two rechargeable batteries, 2-bay battery charger, QuickReport software, USB Mini-B cable, Bluetooth® USB micro adapter, sun shield, stylus pen & headset, camera lens cap, and hard transport case
- **Interchangeable Optics** — Optional 6°, 15°, 45°, 90°, Close up: 100, 50, 25µm, easily attach to the camera



Warranty extended to 2 years when the camera is registered

Applications



Utility Market — Utilities worldwide use infrared cameras to locate problems or to detect hot spots and other problems before they turn into costly failures and production downtime or dangerous electrical fires.

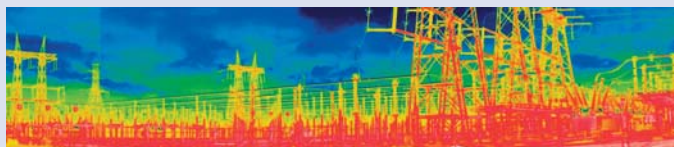
Electrical Inspections — With FLIR thermal imaging cameras electrical contractors can scan electrical cabinets/panels and components for a non-contact view of conditions.

Software Packages

QuickReport™ PC software enables users to Organize, Analyze and Create Reports with FLIR Cameras.

FLIR BuildIR Software package specifically designed to carry out advanced analysis of building structures. It is used to analyze images taken with an infrared camera, and create inspection reports based on these images.

FLIR Reporter Ver. 8.5 is a powerful software for creating compelling and professional, fully customized, easy-to-interpret reports in a standard MS Word Document. You can create a report by simply Dragging and Dropping your images on a desktop icon or using the Wizards to guide you step-by-step through the process. The saved document is a 'live' report with full access to the analysis tools and temperature measurement data. The reports can be multi-page and include all of your IR inspection data -infrared and visual images, temperature measurements, voice comments and text notes.



Panorama Function

This unique function allows you to conveniently piece together normal sized images to create one large image for a wide angle view of the area being measured by using FLIR BuildIR or Reporter Software package



METERLiNK frees the Thermographer from the manual process of collecting field data



Infrared cameras quickly locate problems with electrical equipment



Collecting current measurements and associating them with the right component identified on an infrared image, can be a complicated and cumbersome process



Manual data collection results in unnecessary complexity and risk. METERLiNK eliminates this problem by allowing the thermographer to quickly take a current reading on an electrical target and associate those readings with the corresponding targets stored in an infrared image



FLIR T360 Specifications

Features

Temperature range	-4°F to 1202°F (-20°C to 650°C) ; Optional Higher Temperature available
Image Storage	1000 radiometric JPEG images (SD card memory)

Imaging Performance / Image Presentation

Frame Rate	30Hz
Field of view/min focus distance	25° x 19°/1.31ft (0.4m)
Focus	Manual/Automatic
Thermal sensitivity (N.E.T.D)	<0.05°C at 30°C
Detector Type - Focal plane array (FPA) uncooled microbolometer	320 x 240 pixels
Spectral range	7.5 to 13µm
Display	Built-in touch-screen 3.5" color LCD
Image modes	Thermal/Visual/Fusion
Image annotation	Voice (60 sec); text comments, Sketch, image markers on IR/Visual
Lens	25° (optional 6°, 15°, 45°, 90°, Close up 100, 50, 25µm lenses available)
Video Lamp	Bright LED lamp
Laser Classification/Type	Class 2/Semiconductor AlGaInP Diode Laser: 1mW/635nm (red)
Set-up controls	Mode selector, color palettes, configure info to be shown in image, local adaptation of units, language, date and time formats, and image gallery
Measurement modes	5 Spotmeters, 5 Box areas, Isotherm, Auto hot/cold spot, Delta T
Measurement correction	Reflected ambient temperature & emissivity correction
Battery Type/operating time	Li-Ion/ >4 hours, Display shows battery status
Charging system	In camera AC adapter/2 bay charging system
Shock	25G, IEC 68-2-29
Vibration	2G, IEC 68-2-6
Dimensions/Weight	4.2x7.9x4.9" (106x201x125mm)/1.94lbs (0.88kg), including battery
Warranty	2 years (Warranty extended to 2 years when the camera is registered)

Ordering Information

Part Number

45302-0201FLIR T360 Thermal Imaging InfraRed Camera (320x240)

ACCESSORIES*

1196398Li-Ion Rechargeable Battery
1910399AC Adapter Charger (110-240V, U.S. Plug)
1910490Cigarette Lighter Adapter Kit, 12VDC (1.2m cable)
T1976502-Bay Battery Charger including Power Supply (multi plugs)
1124545Camera Pouch Case
T197000High Temperature Option 2192°F/1200°C
T197613BuildIR Software package
T197717FLIR Reporter Ver. 8.5 Professional
4114887FLIR ThermaTrak™

CERTIFICATION TRAINING

ITC LEVEL IITC Level I Certification Training per attendee

*Optional Camera Lenses available. Please refer to the Camera Lens Datasheet

Tel: 1.877.744.FLIR | www.extech.com/tseries

Specifications and prices subject to change without notice. Rev. 03/09/10-R1

Copyright © 2010 Extech Instruments Corporation (A FLIR Company). All rights reserved including the right of reproduction in whole or in part in any form.

EXTECH
 INSTRUMENTS
 A FLIR COMPANY